

NEWSLETTER

September 2011



CONTENT

<i>Pia Welsch</i>	p. 2
<i>Ragos</i>	p. 3
<i>„Mola“</i>	p. 3
<i>Mystery Quilt by Kimberly Elnmo</i>	p. 4
<i>Firma Haišman</i>	p. 5

Autumn with patchwork

Dear friends of Prague Patchwork Meeting,

In this issue, we are proudly presenting you the profile of Pia Welsch, an amazing and well known quilter, who will be among the lecturers within the 6th Prague Patchwork Meeting.

As in the last year, PPM will be presented within the FOR DECOR show, held in Prague, Letňany the second weekend of October.

Of course, the Mystery quilt project is continuing, this time with triangle blocks.

Have a wonderful autumn,

Anna Štěrbová

„Pia Welsch is looking for ways of how to bring new life to old embroideries and quilting patterns...“

Pia Welsch, p. 2.

The best for patchwork and quilting...

Need some fabric, new machine or inspiration? We bring you all the necessary links!

www.sicistroj.cz

www.ragos.cz

www.strima.com

www.vierma.cz

www.bernina.cz www.bernina.sk

www.patchwork-hobby.cz

www.patch-design.cz

www.aja-patchwork.cz

www.hotelstep.cz



Shops on the 5th PPM, 2011
Photo: Petr Nikodem

Quilting stars - Pia Welsch

Pia Welsch (Germany) lives in Homburg, Saarland. When traveling cross the United States in 1979, she discovered the Amish quilts, which amazed her as pieces of art despite these being quilts aimed for daily usage. She began to be interested in the topic immediately, but only "passively". First in 1995, she tried traditional patchwork on her own and with every project; she got closer and closer to the art quilt. Between 2001 and 2007, Pia was visiting Nancy Crow's workshops on a regular basis and between 2005 – 2006, she completed the workshop of the German Patchwork Gild and received lecturers' qualification.

Pia's major interest is focusing on art challenge connected to the ornaments and abstraction topics. Since 2004, she has chosen the eclipse as her major motive. "Fabric and the sewing machine", she says, "are for me the same as canvas and a brush for a painter." Pia Welsch is a long term contributor to Patchwork Professional. She also created the thread color wheel for Mettler, helping the quilters to choose the optimal shades. She is teaching in Germany as well internationally, among many others in the creative Bernina center in Switzerland.

Pia Welsch uses mainly Bernina 830. She is finding ways of how to give new life to old embroideries and quilting patterns, exploring possibilities of creating new surfaces by quilting. Pia is participating on the development of international machine quilting techniques.

Pia is member of the art quilt group Network Quilters, with which she exhibits for more than 10 years; we could name for example the "Colorfields" exhibition in St. Gallen in 2009.

In 2011, she was presenting her own exhibition within the Festival of Quilts in Birmingham and is going to bring it to Moscow, where she will also give classes. In the next year, Pia Welsch will be the VIP guest of Prague Patchwork Meeting, with her large central gallery. Also the Main-Quiltfestival in Aschaffenburg awaits her in 2012.

Since 2011, Pia has her own creative center in Homburg, where she gives large number of workshops developing modern quilting on all levels. There are 3 other textile artists working with her in the center.

For Prague, Pia has prepared her latest collection „The Dreams of Sheherazad“, which represents the machine quilting in artquilt and will also present the best of her pieces made over the last 7 years.

Kontakty:

hello.pia@gmx.de

www.pias-quilt-werkstatt.de

<http://netties-soap.blogspot.com>

For Prague, Pia has prepared her latest collection „The Dreams of Sheherazad“, which represents the machine quilting in artquilt.“



The photos were provided by Pia Welsch.




Ragos once again present on For Decor

The company RAGOS, spol.s r.o. welcomes you once again to visit their exposition within FOR DECOR 6-9.10.2011.

On the exhibition, we will show you large number of novelties from the quilting world. The Japanese company Clover, which we represent, came up with a brand new range of handbags' templates and with a highly attractive collection of metal tools and accessories.

Further on, you may choose from large variety of cotton fabrics from the complete collection by Makower. Without doubt, fabrics are accompanied by high quality scissors, rotary cutters and cutting mats – we are offering those made by the company KAI, leading Japanese knives producer.

A large portion of the RAGOS assortment is made of products by the German producer Vlieseline. We will be presenting a completely new range of these materials, needed for any creative hobbies. These include the "Decovil" suitable mainly for bags, purses and belts, "Balear" intended for bags bottoms, Viesofix, which helps you with appliqués and Lamifax matt – wonderful cotton padding.



More information is available on our websites www.ragos.cz.

„Mola“

„Mola“ are works of Kuna women living mostly on San Blas Islands, independent territory of Panama. „Mola“ originally ment cloth, but the word now describes both a blouse and its individual panels.

Each panel is an intricate, brilliantly colored design worked in several layers of cloth. Since long ago, Kuna women painted their bodies for protection against evil spirits. Body painting may developed into fabric painting and later to appliqué. Mrs. Sigi Espino from Germany will show a small part of her rich collection of „molas“, brought from her many trips to Panama.

Jana Lállová



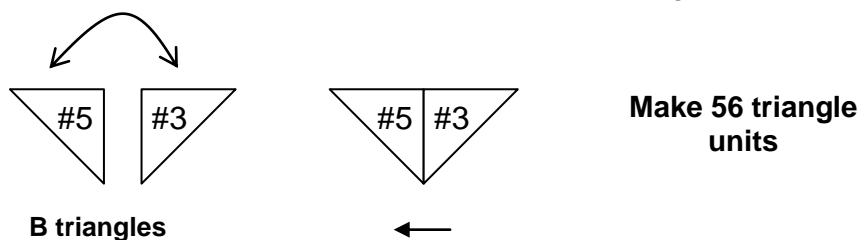
The photographs were provided by Jana Lállová.

Mystery quilt s Kimberly Einmo – Step 4

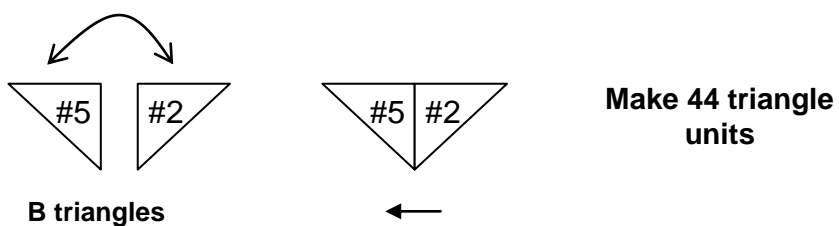
The biggest selection of fabrics for the project is brought to you by

WIS Patchwork Studio (<http://www.eshop.patchwork-studio.cz/>)

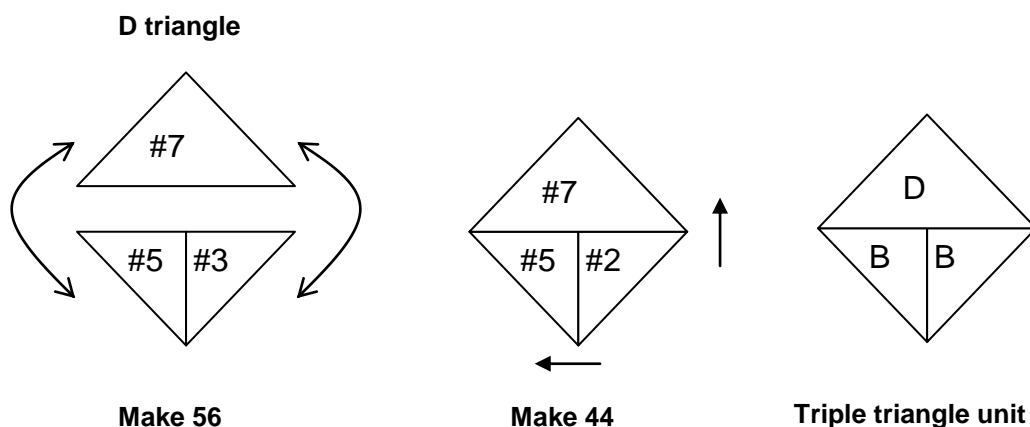
1. Combine fabric #5 and fabric #3 B triangles as shown in the block layout and sew seam along short side of triangles. Pay close attention to exact fabric placement and position of triangles. Press seam toward fabric #5. Make a total of 56 fabric #5 & fabric #3 B/B triangle units.



2. Combine fabric #5 & fabric #2 B triangles as shown. **Again, pay close attention to exact fabric placement and position of triangles.** Press seam toward fabric #5. Make a total of 44 fabric #5 & fabric #2 B/B triangle units.



3. Add a fabric #7 D triangle to all the B/B triangle units as shown to make triple-triangle units. Units should measure 3½" square. Square-up units if necessary. Set aside.



The project is supported by the general distributor of PFAFF, the company Pavel Haišman

The Haišman company has some news for you....

Dear readers,

I am glad that I can talk to you once again. I would like to use this opportunity to present our own Sewing centers Haišman and the network of traditional shops, with which we closely cooperate. Our employees know all about quilting and are ready to help you in person.

Our hottest novelty is the launch of the sale of Gritzner Tipmatic 6122 sewing machines. These machines are made in Germany and I am sure they would not disappoint you as it includes the integrated dual feeding system and many other features.

Having mentioned the feeding, I would like to stress that PFAFF invented this system more than 30 years ago for both home and professional sewing machines. The simple and very reliable system created a whole new category of sewing machines. There are those with the IDT system and those without it. Personally, I cannot imagine that we would have a machine without the IDT at home and I believe I am not the only one. Now, my text reminds me of the PFAFF motto for IDT" "...the dressmakers swear on it." The double feeding system makes your quilting incredibly easy. You simply choose the lengths of the stitch and the system ensures it will stay the same over the whole sewing period. You will not have to pull and push the fabric, your hands being free to guide the fabric. **Thus, you can achieve a surprisingly efficient movement of fabric, no matter which material you use.**

If you wish to find out more, you can visit our sewing centers or our web page. It is interesting to see that after so many years of selling the PFAFF machine, so many years of IDT's existence I am still sure that this original system is great, this thought has not changed since the first day I have seen the system working on our machines.

I would also like to invite you to our stand on For Decor 2011 in Prague, where we will be happy to share our knowledge and present you the sewing machines we offer.

Have a wonderful day,

Pavel Kocian
Haišman sewing center
www.sicistroj.cz



Do you love modern techniques and you would like to enter an international exhibition?

VII. year of the E.A.Q. competition is here. If you wish to enter, please visit www.europeanartquilt.com.

The deadline for applications is 12th March 2012. The opening will take place in the Summer 2012 within the Festival of Quilts in Birmingham.